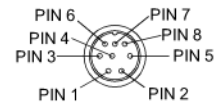
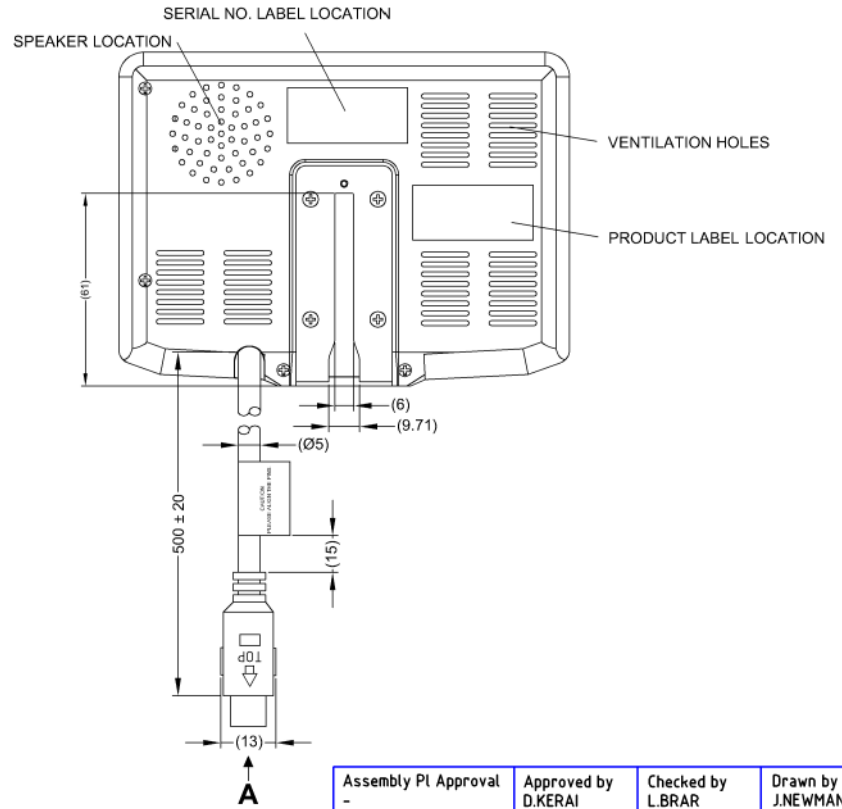
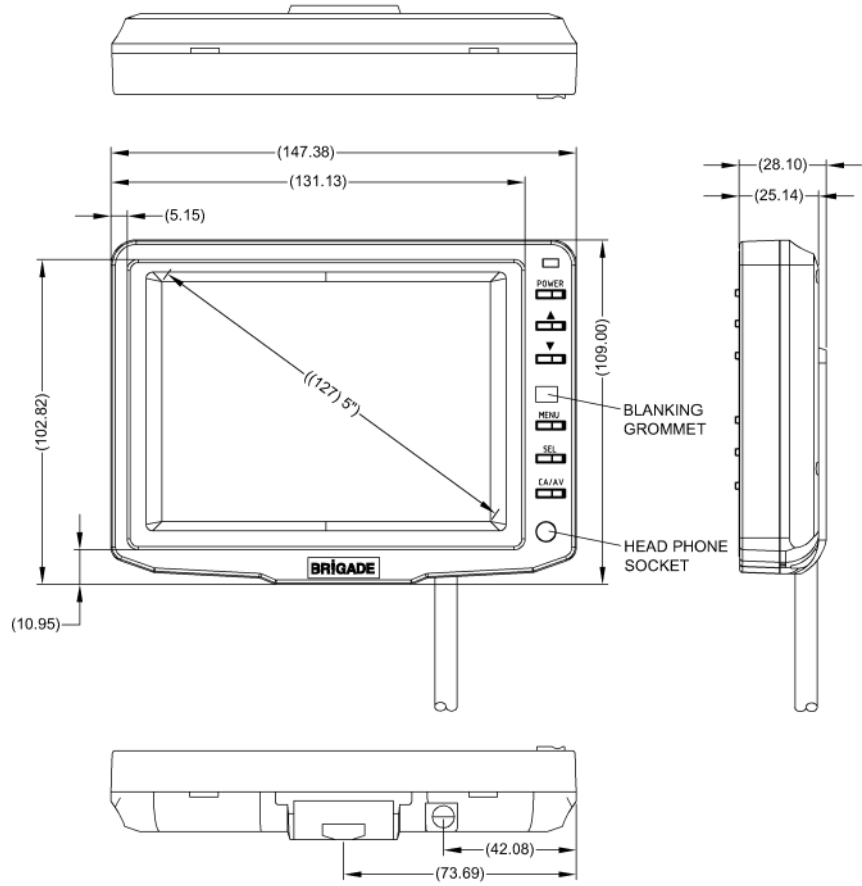
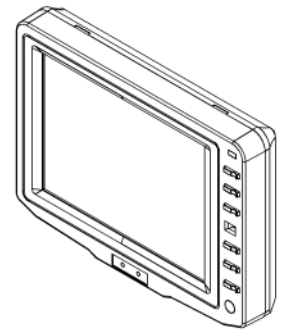


**VIEW A**



**8-PIN MINI DIN FEMALE MATING FACE**

PIN #	WIRE COLOUR	DESCRIPTION
1	NOT USED	NO CONNECTION
2	BROWN	TRIGGER 1
3	BLACK	GROUND
4	YELLOW	CAM 1 VIDEO
5	YELLOW	AUX VIDEO
6	RED	12/24VDC
7	RED	CAM 1 12VDC
8	WHITE	AUX AUDIO



CHANGES FROM #2807A TO #2807B:  
 1. ANALOGUE PANEL UPGRADED TO DIGITAL PANEL.  
 2. MAIN PCB BOARD UPDATED TO INCORPORATE THE DIGITAL PANEL.  
 3. REFER TO DRAWING BE-000613-XX-08 FOR #2807A PRODUCT DETAIL.

NOTES:  
 1. REFER TO 'PRODUCT SPECIFICATION' FOR MORE DETAILS.  
 2. FOR PRODUCT LABEL REFER TO DRAWING BE-000603-XX-08.  
 3. FOR SERIAL NUMBER LABEL REFER TO DRAWING BE-001323-XX-10.

**PROPRIETARY NOTICE**  
 THIS DESIGN AND TECHNICAL INFORMATION APPEARING ON THIS DRAWING IS THE PROPERTY OF BRIGADE ELECTRONICS, AND IS DISCLOSED IN CONFIDENCE. IT IS NOT TO BE COPIED, REPRODUCED, REVEALED TO OR EXPROPRIATED BY OTHERS, EITHER IN WHOLE OR IN PART WITHOUT THE EXPRESS WRITTEN CONSENT OF BRIGADE ELECTRONICS.



Assembly Pt Approval -	Approved by D.KERAI	Checked by L.BRAR	Drawn by J.NEWMAN
Angle of Projection 	Units mm	Scale N/A	Released 07/06/11
Status RELEASED	VBV-650M-M		
Stock Code #3915	BE-001604-01-11		